

Grade Kindergarten- Tuesday, April 7, 2020

Social Studies

Overview: Our Social Studies unit this month is The Farm and Farm Animals. We will be start by exploring Farm Animals: their names, the sounds they make, characteristics of each animal, what they do on the farm, and what they add to our lives. Today, we are going to read a book about the farm called, Animal Babies written by Elaine Pascoe.

Things to Know:

1. Sit with mom, dad, grandparent or guardian, or your older brother or sister to enjoy the activities.
2. You will create your own worksheet today by using a piece of paper, crayons, and a pencil.
3. This week's lesson for Social Studies will be identifying some animals that live on a farm and the names of their babies. We will use the information in the book Animal Babies by Elaine Pascoe to help us.
4. I will read the book and you can follow along. Log onto Bookflix by searching: Bookflix.digital.scholastic.com

Username: bookflix45 Password: pink

Look for the book, Animal Babies in the Nature and Animals section.

If you prefer, you can just watch and listen to me read the story 😊

5. Try to remember when our class read Mrs. Wishy Washy together. We loved trying to read the animal names, and most of us needed to look at the pictures for clues. Now that we have all become super readers, it is going to be easy for us to read the animal names ourselves! We are becoming independent readers!

Explanation: We will read and listen to the book together and identify the animal names and the animal baby names. You will

Tasks	Resources
Lesson Introduction:	Introduction of animal names. These are words to focus on during this lesson:





<p>Introduce the animals in the book. Encourage students to practice writing the animal names.</p>	<p>cow horse elephant lion swan</p> <p>llama seal Kangaroo</p> <p>Practice reading the animal names and then writing them on a sheet of paper that you have at home. Any paper will work, or you can use a chalkboard or white board.</p>
<p>1. Learn: Listen to the story called Animal Babies.</p>	<p>Log on to Bookflix using the log on information, username, and password located in the “Things to Know” section above. Listen to the story. Read along with me 😊</p>
<p>2. Try: You are a Farmer today!</p>	<p>Tell a parent, sibling or a stuffed friend what animals you saw and read about in the book, Animal Babies. Remember to start by using a full sentence, “In the story I saw ...”. Think about it. Have you ever visited a farm to see the animals? What is the same about the animals you read about in today’s story? What is different?</p>
<p>3. Do: Pair/Share Discuss three animals you learned about in the book with the adult helping you. Identify the name of the animal and one thing you learned about it.</p>	<p>Discuss 3 animals that you saw in the book with the adult helping you. Share your brains to add more ideas about the animals you both want to share.</p> <p>Using a blank piece of paper draw a picture of your favorite animal and write its name next to it. Remember to label your picture and/or complete this sentence starter: My favorite animal on the farm is...</p>
<p>4. Extra Practice: Draw a picture. Write a sentence.</p>	<p>1-You could draw a picture of a farm today. Remember to include some animals that you like to see. What else do you see on a farm? 2. You could visit the “Philadelphia Zoo Live at 2” website and watch the daily lesson and see real animals at the zoo.</p>

5. How is this assignment turned into the teacher?	Please take a picture of your work and email it to me. We can also “conference” about your work if you are having difficulty during my “office hours”. Thank you and have fun learning today!

NAME: _____




Glue



Write.

Handwriting practice lines consisting of a solid top line, a dashed middle line, and a solid bottom line.



Color.

A large empty rectangular area for coloring.



Cut.

Cutting practice lines consisting of three vertical dashed lines and horizontal dashed lines at the top and bottom, forming three rectangular shapes.

